




Important: This procedure must only be undertaken by a qualified electrical engineer familiar with the equipment.

Site Location / Store No:	Date:
Oven serial Number:	Checked By:

Images	Check Procedure	Condition (Tick)	
	Cooling fans – located in roof of cabinet.	OK	Fault
	• Check fans are operational.		
	• Check Fan blades are not contaminated		
	• Check airflow is correct (up / outwards)		
	Ventilation holes – located in floor of cabinet		
	• Check all vent holes are clear		
	• Check no debris has been left on base		
	Solid State Relays – 2 x located on each deck chassis		
	• Check wiring for signs of overheating		
	• Remove cover and check for blistering or hair line cracks on face of SSR		
	• Check insulated terminals for signs of overheating (browning)		
	• Check SSR is securely fastened to back plate		
	• Check all screw connections for tightness		

Comments / Fault conditions / Actions:

.....

Deck 1 (Top)

.....

Deck 2

.....

Deck 3

.....

Deck 4 (Bot)

.....

